


HEALTHCARE CONSTRUCTION

& FACILITY MAINTENANCE

Safe Construction.
Controlling Contaminants.
Breathing Easier.





For more than 40 years companies across the globe have relied on Abatement Technologies® for portable HEPA filtration systems, dust containment solutions and other indoor air quality products with industry-leading quality, performance and reliability.

ABOUT US

Infection control and reducing healthcare associated infections (HAI's) have become a central concern in hospital construction environments. Abatement Technologies® specializes in assisting with dust control (ICRA) requirements for healthcare construction and renovation. Our highly trained and experienced staff can assist you in making the best product selections customized for the needs of your project.

TABLE OF CONTENTS

PREDATOR® and HEPA-AIRE® Portable Air Scrubbers	3-5
PREDATOR® and HEPA-AIRE® Replacement Filters and Accessories Chart	5
BULLDOG® and HEPA-AIRE® Negative Air Machines	6
SHIELD WALL™ Containment Barriers	7-13
Containment Products	14-15
Environmental Monitors	16
Portable HEPA Vacuums	17
Commercial Drying Equipment	17
Consumables and Personal Protective Equipment (PPE)	18-19

US: 800-634-9091

CANADA: 800-827-6443

WWW.ABATEMENT.COM



PREDATOR® & HEPA-AIRE®

Portable Air Scrubbers

Abatement Technologies® developed the original portable air scrubber more than 20 years ago and our products continue to set the standard for quality, performance, portability, reliability and ease of use.

PREDATOR® models feature ultra-tough and easy to clean rotational-molded polymer housings made from a flame-retardant resin.

All models feature:

- UL-compliant pre-filters with high particulate holding capacity for longer filter life
- True non-electrostatic HEPA filters tested and certified to provide 99.97% or higher efficiency overall against 0.3-micron particles
- Optional VAPOR-LOCK® high capacity carbon filters for gas/odor adsorption (sold separately)
- High-performance motors and high-efficiency backward curved blowers for better airflow as filters load with particulate
- Recessed control panels for component protection
- Nationally Recognized Testing Laboratory (NRTL) certification to applicable UL and CSA safety standards



PART NO: PRED750

PREDATOR® 750 PORTABLE AIR SCRUBBER

- Airflow: Variable speed airflow, rated 200 CFM - 750 CFM
- 6 air changes per hour (ACH) for max. 7,500ft³ spaces
- Weight: 35 pounds with filters
- Peak power draw: 1.9 amps or less, daisy-chain up to 5 units per 15A circuit up to 3750 CFM
- Controls: Variable speed switch; green "unit on" and amber "change filter" indicator lamps; 25' power cord; GFCI-protected receptacles (2)
- 3 standard filtration stages: 1" MERV 4 natural fiber filter, 2" MERV 8 pleated filter and HEPA filter
- Optional pre-filter: 2" 500gsm or 150gsm VAPOR-LOCK® carbon filter (replaces standard stage 2 pre-filter)
- Ideal for use with AIRE GUARDIAN® 3000 Mobile Containment Cube (AG3000MCCCK)
- Stackable up to 3 units



PART NO: PRED1200 / PRED1200UV

PREDATOR® 1200 PORTABLE AIR SCRUBBER

- Airflow: Variable speed, rated 300 CFM - 900 CFM
- 6 air changes per hour (ACH) for max. 9,000ft³ spaces
- Weight: 70 pounds with filters
- Upright model with non-marking 8" rear wheels and front swivel casters
- Peak power draw: 3.5 amps or less, daisy-chain up to 3 units per 15A circuit up to 2700 CFM
- Controls: Variable speed switch; "unit on", "change pre-filter" and "change HEPA" indicator lamps; hour meter; GFCI-protected receptacles (2)
- 3 standard filtration stages: 1" MERV 4 natural fiber filter, 2" MERV 8 pleated filter and HEPA filter
- Optional pre-filter: 2" 500gsm or 150gsm VAPOR-LOCK® carbon filter (adds 4th filtration stage)
- Also available with built-in UV (PRED1200UV)
- The PRED1200UV combines the power of 254nm UV-C technology with the air-cleaning performance of HEPA filtration (PRED1200UV)



PREDATOR® & HEPA-AIRE®

Portable Air Scrubbers

HEPA-AIRE® models feature tough, corrosion resistant metal cabinets fabricated using airtight and watertight “zero bypass” rivet construction.



PART NO: PAS750

HEPA-AIRE® 750 PORTABLE AIR SCRUBBER

- Airflow: Variable speed, rated 200 CFM – 750 CFM
- 6 air changes per hour (ACH) for max. 7,500 cubic foot spaces
- Weight: 33.5 pounds with filters
- Cabinet: Anodized aluminum
- Peak power draw: 1.9 amps or less, daisy-chain up to 5 units per 15A circuit
- Controls: Variable speed control switch; power “on” lamp; hour meter; “change filter” lamp; and GFCI-protected receptacles
- 3 standard filtration stages: 1” MERV 4 natural fiber filter, 2” MERV 8 pleated filter and HEPA filter
- Optional pre-filter: 2” 500gsm or 150gsm VAPOR-LOCK® carbon filter (replaces standard stage 2 pre-filter)
- Ideal for use with the AIRE GUARDIAN® AG8000 Mobile Containment Cart
- Stackable up to 3 units



PART NO: PAS1200 / PAS1200UV

HEPA-AIRE® 1200 PORTABLE AIR SCRUBBER

- Airflow: Variable speed, rated 300 CFM – 900 CFM
- 6 air changes per hour (ACH) for max. 9,000 cubic foot spaces
- Weight: 85 pounds with filters
- Upright model, with non-marking 8” rear wheels and front swivel casters
- Cabinet: Stainless steel
- Peak power draw: 3.5 amps or less, daisy-chain up to 3 units per 15A circuit up to 2700 CFM
- Controls: unit on, change pre-filter, and change HEPA LIGHTS; variable speed control switch; hour meter; and GFCI-protected receptacles (2)
- 3 standard filtration stages: 1” MERV 4 natural fiber filter, 2” MERV 8 pleated filter and HEPA filter
- Optional pre-filter: 2” 500gsm or 150gsm VAPOR-LOCK® carbon filter (adds 4th filtration stage)
- The PAS1200UV combines the power of 254nm UV-C technology with the air-cleaning performance of HEPA filtration



PART NO: PAS1700

HEPA-AIRE® PAS1700 PORTABLE AIR SCRUBBER

- Maximum rated airflow as high as 1650 CFM
- Weight: 88 pounds with filters
- Anodized aluminum cabinet is lightweight and resistant to corrosion and scratching
- Hour meter measures length of time during operation
- Filter change indicator light included
- Easy-opening prefilter door swings down, HEPA Filter door swings up, both close with a secure cam latch and a gasket to protect against filter by-pass
- The PAS1700 has been independently tested and certified in accordance with applicable UL and CSA safety requirements



PART NO: PAS2400

HEPA-AIRE® 2400 ULTRA-HIGH PERFORMANCE PORTABLE AIR SCRUBBER

- Our most popular and versatile portable air scrubber
- Airflow: Two speed, rated 700 CFM (low) / 2,100 CFM (high), the highest performance 120V/15A air scrubber available
- 6 Air changes per hour (ACH) for max. 21,000 cubic foot spaces
- Weight: 170 pounds with filters
- Cabinet: Stainless steel, with detachable top module
- Peak power draw: 12 amps or less
- 3 standard filtration stages: 1" MERV 4 natural fiber filter, 2" MERV 8 pleated filter and HEPA filter
- Optional pre-filter: 2" 750gsm VAPOR-LOCK® carbon filter (adds 4th filtration stage)



PART NO: PAS5000

HEPA-AIRE® 5000 HIGH PERFORMANCE PORTABLE AIR SCRUBBER

- Airflow: One speed, rated 4,000 CFM, the highest performance air scrubber available
- 6 air changes per hour (ACH) for max. 40,000 cubic foot spaces
- Weight: 332 pounds with filters
- Cabinet: Galvanized 20 gauge steel
- Peak power draw: 23 amps or less on a 230V/30A/60Hz electric supply
- 2 standard filtration stages (2 of each filter required): 2" MERV 8 pleated pre-filters and HEPA filters
- Optional pre-filters (2 required): 2", 1000gsm VAPOR-LOCK® carbon filters (replace standard pre-filters)

Replacement Filters and Accessories Chart

FILTER OR ACCESSORY	PRED750	PRED1200/UV	PAS750	PAS1200/UV	PAS1700	PAS2400	PAS5000
Stage 1: Large Particle Filter	F621	F621	F621	F621	F621	F1821	H2001(2)
Stage 2: MERV 8 Pleated Particle Filter	H502	H502/ H502UVR	H502	H502	H502	H1902	H2002 (2)
500+ Gm VAPOR-LOCK® Carbon	VL1002	VL1002	VL1002	VL1002	VL1002	VL2002	VL2024 (2)
Final Stage: 99.97% HEPA Filter	H161606-99	H610C-99	H161606-99	H610C-99	H1210C-99	H2418-99	H242406-99 (2)
UV Lamp	N/A	UV-415	N/A	UV-415	N/A	N/A	N/A
Lay Flat Outlet Ducting, 500' Roll	H2015-10	H2015-10	H2015-10	H2015-10	H2015-12	H2015-12	N/A
Black Wire-Reinforced Mylar, 25'	H2020-10	H2020-10	H2020-10	H2020-10	H2020-12	H2020-12	N/A
Hvy Duty Wire-Reinforced PVC	H2030-10	H2030-10	H2030-10	H2030-10	H2030-12	H2030-12	**H2030-12 (2) / H2030-14 (1)
Flex Duct Attachment Clamp (Intake)	H2350-10	H2350-10	H2350-10	H2350-10	H2350-12	H2350-12	H2350-12 (2)
Flex Duct Attachment Clamp (Exhaust)	H2350-10	H2350-10	H2350-10	H2350-10	H2350-12	H2350-12	H2350-14 (1)

* Blue items come with the base unit. All others must be purchased separately

** PAS5000 Hvy Duty Wire-Reinforced PVC: Intake: H2030-12 (2 ea) and Exhaust H2030-14 (1 ea)



NEGATIVE AIR MACHINES



PART NO: BD2KM & BD2KMA

BULLDOG® DURABLE POLYMER BODY NEGATIVE AIR MACHINES

- Airflow: Two Speed, rated 1,300 CFM (low) / 2,000 CFM (high)
- 6 Air changes per hour (ACH) for max. 20,000 cubic foot spaces
- Weight: 117 pounds with filters
- Cabinet: Durable polymer plastic
- Peak power draw: 10 amps
- Filtration: 3 stage with "Filter Change" indicator light
- HEPA: Individually tested to at least 99.97% @ 0.3 microns
- Casters: 2 Swivel Locking, 2 Fixed
- BD2KMA Features: 5" Pressure Gauge & Audio "Change Filter" Alarm



PART NO: H2KM & H2KMA

HEPA-AIRE® GALVANIZED STEEL NEGATIVE AIR MACHINES

- Airflow: Two Speed, rated 1,300 CFM (low) / 2,000 CFM (high)
- 6 Air changes per hour (ACH) for max. 20,000 cubic foot spaces
- Weight: 124 pounds with filters
- Cabinet: 20 gauge galvanized steel
- Peak power draw: 10 amps
- Filtration: 3 stage with "Filter Change" indicator light
- HEPA: Individually tested to at least 99.97% @ 0.3 microns
- Casters: 2 swivel locking, 2 fixed
- H2KMA Features: 5" pressure gauge & audio "Change Filter" alarm



PART NO: H1990M

HEPA-AIRE® GALVANIZED STEEL NEGATIVE AIR MACHINES

- Airflow: Two Speed, rated 1,050 CFM (low) / 1,600 CFM (high)
- 6 Air changes per hour (ACH) for max. 16,000 cubic foot spaces
- Weight: 125 pounds with filters
- Cabinet: Galvanized 20 gauge steel
- Peak power draw: 9 amps
- Filtration: 3 stage with "Filter Change" indicator light
- HEPA: Individually tested to at least 99.97% @ 0.3 microns
- Casters: 2 swivel locking, 2 fixed
- H1990LV variable speed model available

Replacement Filters & Accessories

Filter or Accessory	BD2KM / BD2KMA	H2KM / H2KMA	H1990M
Stage 1: Large Particle Filter	H2001	H2001	H1901
Stage 2: Merv 8 Pleated Particle Filter	H2002	H2002	H1902
Final Stage: 99.97% HEPA Filter	H242406-99	H242406-99	H1910M
Optional 3rd Stage Vapor-Lock® Pleated Carbon Filter	VL2024	VL2024	VL2002
Optional Inlet Manifold	H2080P	H2080P	H1980P
Flex Duct Attachment Clamp	H2350-12	H2350-12	H2350-12

QUICK-TO-DEPLOY CONTAINMENT SOLUTIONS

SHIELD WALL™ is a modular wall system for containing airborne contaminants during construction or renovation. It creates safe zones, like patient isolation areas or clean rooms, by preventing contaminants from entering.

Used with an Abatement Technologies Differential Pressure Monitor and Portable Air Scrubber, SHIELD WALL™ maintains negative or positive pressure differentials. It can also create anterooms for passing between spaces while preserving pressure.



WHAT IS SHIELD WALL™ IDEAL FOR?

Contractors choose SHIELD WALL™ (CORE, CLASSIC & CLEAR) for quick, adaptable containment, minimizing drywall labor and startup time with easy connections. Reusable for long-term cost savings.

SHIELD WALL™

BY ABATEMENT TECHNOLOGIES®

Visit [SHIELDWALLSYSTEMS.COM](https://shieldwallsystems.com)
for more in-depth product information



ATTRACTIVE

These sleek systems offer a professional look that adapts to any aesthetic, effectively concealing construction areas from occupied spaces better than traditional methods.



ECONOMICAL

These walls can be used repeatedly, quickly offsetting the initial investment and becoming ROI positive after just a few uses. Additional components can be purchased on an as-needed and project-design basis.



FAST

Contractors need efficient and simple containment solutions due to rising labor costs and skills shortages. A two-person crew can assemble 30 feet of linear walls in 15 to 30 minutes, saving time and money.



DURABLE

Built with extruded aluminum frames and a choice of panel materials, walls are solid and secure, with upper and lower connection points and hardware options to meet varying architectural features in the work zone.



REUSABLE

Reducing waste by eliminating landfill disposal costs is an important consideration in today's environmentally conscientious decision-making.



UNIVERSAL

Mix and match any SHIELD WALL™ components together, including other manufacturers' brands. Universal compatibility gives greater flexibility in design and installation.



EASY TO CLEAN

Crafted with smooth polycarbonate (CLASSIC & CLEAR) and durable galvanized steel/aluminum (CORE), these panels are easily cleaned and decontaminated, supporting infection control protocols.



ICRA STANDARDS

SHIELD WALL™ meets ICRA Class 5 standards, creating a reliable barrier to contain dust and airborne contaminants, safeguarding patient areas.

ALL ABOUT PANELS

- ✓ Interchangeable CORE, CLASSIC, and CLEAR components—no adapters needed
- ✓ Drop-in connectors and leveling plates ensure a seal on uneven surfaces
- ✓ Faster setup with less labor and minimal dust
- ✓ Reusable components eliminate waste and save money
- ✓ Hospital-grade surfaces for easy decontamination
- ✓ Clean, professional appearance with secure locking doors and exhaust ports

SHIELD WALL panels come in 5 widths (12", 18", 24", 36" & 48") and are height adjustable from 7' to 10' 3".

3' extension panels are also available for purchase increasing the maximum height up to 13' 3".

A built-in, 18" or 24" wide exhaust port panel is available in all 3 material options, featuring a lockable security plate.

Exhaust port adapter plates with 3 sizes of ducting collars (8", 10", 12" and 14" dia.) may be purchased individually.

SOUND REDUCTION



TRANSLUCENT



TRANSPARENT



CORE MATERIAL

ATTRACTIVE WHITE ALUMINUM EXTERIOR
DURABLE GALVANIZED STEEL INTERIOR
CLOSED-CELL FOAM CORE

CORE

CLASSIC MATERIAL

TRANSLUCENT POLYCARBONATE PANES
ANODIZED ALUMINUM FRAME
LIGHTWEIGHT YET DURABLE

CLASSIC

CLEAR MATERIAL

TRANSPARENT POLYCARBONATE PANES
WHERE VISIBILITY IS A MUST
CUSTOMIZE YOUR PANELS FOR SIDELIGHTS

CLEAR

ALL ABOUT DOORS

SHIELD WALL™ CORE, CLASSIC & CLEAR doors are available in multiple widths and three styles are offered: hinged, sliding, or double-hinged. All doors include an adjustable threshold and sweep. Also included are filler panels for over-the-door, allowing for flexible height adjustment to different ceiling heights up to 10' 3" and with new door extensions up to 13'3".

SLIDING DOORS

Space-saving sliding door, opens left.

Requires minimum 3' (42" door) or 4' (54" door) side panel.

Available in two widths: 42" (in a 48" panel) and 54" (in a 60" panel).

Height adjustable up to 10'3" with the included over-the-door kit.

Gravity-driven self-closing mechanism.

Removable magnetic stop.



UNIVERSAL DOORS

Swings in or out, and can be hung left or right.

Available in two widths: 32" (in a 36" panel) and 44" (in a 48" panel).

Height adjustable up to 10'3" with included over-the-door kit and door closer.

Electronic digital keypad available separately.



DOUBLE-HINGED DOORS

Double hinged doors are 68" wide, set in a 72" frame.

Standard height is 84", adjustable to 10'3" with the included kit.

Primary door (with handle cutout) is 44" wide, secondary door is 24" wide.

Primary door latches into the secondary door.

Secondary door secured with top and bottom spring-loaded pins.

Doors can swing in or out.



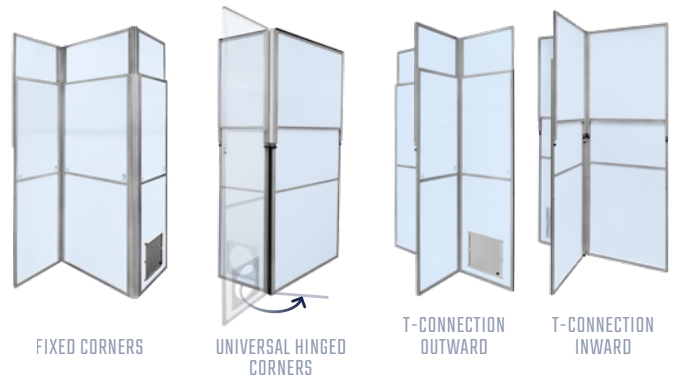
SHIELD WALL™ CORNERS

The flexible hinged universal corner will change the wall path 90° (inward) and 270° (outward). When used as an inside corner it changes the path inwards towards the containment area and decreases the containment area. When used as an outside corner it changes the path outwards away from the containment area and increases the containment area. Hinged corners will add an additional 1" of length to one wall and 3" of length to the other.

The fixed inside corner changes the wall path 90°.

T-Connections create an intersection in a wall allowing you to T-off that wall 90° with another panel either outward or inward.

All Corners and T-Connections are height adjustable from 7' to 10' 3". 3' corner extensions are available for all of the four types above.



WALL SEALS & ADAPTERS

CORE, CLASSIC & CLEAR

Wall seals can be used to create a small extension to fill gaps between an existing wall and the SHIELD WALL™.

The drywall adapter can be used to attach a section of drywall to the panel system to accommodate non-plumb walls or other protrusions such as handrails, pipes and large molding.

Fixed wall seals abut against walls with obstructions 0.5" or less such as thin molding.

The wall seal extension kit has both a left and right side extension that can extend up to 3.25", 9" in total width.

We also manufacture an adapter kit that includes a left and right adapter to connect to other system panels.



HARDWARE, ACCESSORIES & CONNECTORS

Our new drop-in connection system has reduced the amount of hardware needed and has made installation quick and easy.

Choose from two transport carts: a light-duty (LD) cart for CLASSIC and CLEAR panels, and a heavy-duty (HD) cart for CORE panels. The LD cart holds up to eight panels (maximum four doors) and three small panels on the side. The HD cart holds up to nine 48" components and 700 lbs (317.5 kg).

Both carts fit through standard doors, have swivel wheels for easy handling, and secure panels with ratchet straps. Ideal for storage and transport. Dust covers are sold separately. Assembly required.

A window kit can be installed on a CLASSIC panel or door before or after the wall is built. It can be installed on any 2', 3' or 4' panel or door in the upper panel area.

Two kits are available:

- 16.5" x 22.5" window in a 20.5" x 26.5" frame
- 22" x 28" window set in a 26" x 32.5" frame.

Pre-installed exhaust port frames are available for any 2' CLASSIC, CLEAR or CORE panel that includes a blank security plate. Drop in exhaust plates are available with 8", 10", 12" and 14" collars (purchased separately).

An exhaust frame kit can be purchased separately along with the drop in exhaust plate with the desired size of port collar. This kit is easy to install (for CLASSIC and CLEAR materials only).





CONTAINMENT PRODUCTS for CDC & ICRA Guideline Compliance

ICRA Compliance Packages

TEMPORARY, REUSABLE, ADAPTABLE MODULAR CONTAINMENT KIT



OPTIONAL TRANSPORT CART
IS AVAILABLE TO PURCHASE

Our anteroom starter packages have all of the resources you need to secure construction and renovation projects in healthcare facilities. The SHIELD WALL™ by ABATEMENT TECHNOLOGIES® is a new modular temporary containment barrier system consisting of simple-to-connect panels and doors and is deployable in minutes. The system is lightweight, reusable and has a clean and professional appearance. You can quickly erect an 8'W x 2'D anteroom with these package components and then purchase additional panels, doors or accessories as and when you need them on a project by project basis. The height of every panel and door is adjustable from 7' to 10'3". Special order clear panels and mixed combinations of clear and translucent panels are available, inquire for more details.

Four Anteroom Kits are available and all four kits include: a 4' panel, a 2' panel, a 2' panel with an exhaust port and all installation hardware.

SLIDING DOOR

The AR3 anteroom kits offer a 42" sliding door set in a 48" panel, and the option to include two fixed or two flexible corners.

SW-AR3 - two 90° fixed corners

SW-AR3H - two flexible hinged corners provide a 255° range of sweep

UNIVERSAL SWING DOOR

The AR2 anteroom kits offer a 4' universal swing door (in or out) that may be hung left or right and a choice of corners, either two fixed or two flexible.

SW-AR2 - two 90° fixed corners

SW-AR2H - two flexible hinged corners provide a 255° range of sweep

AIRE GUARDIAN® TRANSITION MODULE

- Enclosure flange fits any 46" - 48" wide, 80" tall doorway
- Large zippered doors at either end are wide enough for a gurney
- Large view windows
- Designed for use with a HEPA-CARE® in-room HEPA filtration unit
- Tough military tent fabric meets relevant fire/life safety standards



PART NO: AG3100TMK

DOOR GUARD REUSABLE BARRIER

- Designed to isolate construction and renovation activities in compliance with CSA, CDC and ICRA Guidelines
- Easily mounts around the perimeter of standard 80" tall x 44" - 49" wide doorways
- 2 Door Guards can be taped together to fit over double doors up to 108" wide
- Durable Fire rated 10 mil fabric conforms to: CDC ICRA Barrier Guidelines, Federal Std. No. 191A, Test Method 5903, MVSS 320, CA State Fire Marshall



PART NO: AG-DG100

ICMOBVC



- ICRA Package includes: 1 ea AG3000MCCK, 12 ea F621, 1 ea PRED750, 6 ea H502, 1 ea V800WD, 1 ea H2350-10, 1 ea AG-CADDY

*Note ladder not included in either package

ICMOBKC



- ICRA Package includes: 1 ea AG3000MCCK, 1 ea PRED750, 1 ea AG-CADDY, 12 ea F621, 6 ea H502, 1 ea H2350-10

SHIELD WALL™ PARTS LIST

STANDARD PANELS		WIDTH	MIN / MAX HEIGHT	DIMENSIONS	CLASSIC PART NUMBER	CLEAR PART NUMBER	CORE PART NUMBER	
	12" Panel	12"	84" / 123"	12"W x 84"T x 2"D	SW-P12W	SW-P12C	SW-CORE-P12	
	18" Panel	18"	84" / 123"	18"W x 84"T x 2"D	SW-P18W	SW-P18C	SW-CORE-P18	
	24" Panel	24"	84" / 123"	24"W x 84"T x 2"D	SW-P24W	SW-P24C	SW-CORE-P24	
	36" Panel	36"	84" / 123"	36"W x 84"T x 2"D	SW-P36W	SW-P36C	SW-CORE-P36	
	48" Panel	48"	84" / 123"	48"W x 84"T x 2"D	SW-P48W	SW-P48C	SW-CORE-P48	
	18" Panel, White with Exhaust Port	18"	84" / 123"	18"W x 84"T x 2"D	SW-EP18W	SW-EP18C	SW-CORE-EP18	
	24" Panel, White with Exhaust Port	24"	84" / 123"	24"W x 84"T x 2"D	SW-EP24W	SW-EP24C	SW-CORE-EP24	
3' EXTENSIONS		WIDTH	MIN / MAX HEIGHT	DIMENSIONS	CLASSIC PART NUMBER	CLEAR PART NUMBER	CORE PART NUMBER	
	12" Panel	12"	36"	12"W x 36"H x 2"D	SW-P12W-X3	SW-P12C-X3	SW-CORE-P12-X3	
	18" Panel	18"	36"	18"W x 36"H x 2"D	SW-P18W-X3	SW-P18C-X3	SW-CORE-P18-X3	
	24" Panel	24"	36"	24"W x 36"H x 2"D	SW-P24W-X3	SW-P24C-X3	SW-CORE-P24-X3	
	36" Panel	36"	36"	36"W x 36"H x 2"D	SW-P36W-X3	SW-P36C-X3	SW-CORE-P36-X3	
	48" Panel	48"	36"	48"W x 36"H x 2"D	SW-P48W-X3	SW-P48C-X3	SW-CORE-P48-X3	
DOORS	TYPE	DETAILS		CLASSIC PART NUMBER	CLEAR PART NUMBER	CORE PART NUMBER		
	32" Wide	Hinged	In a 36" panel, key locking lever handle set and door closer (36"W frame X 80"H x 32W Door)		SW-D32W	SW-D32C	SW-CORE-D32	
	44" Wide	Hinged	In a 48" panel, key locking lever handle set and door closer (48"W frame X 80"H x 44"W Door)		SW-D44W	SW-D44C	SW-CORE-D44	
	42" Wide	Sliding	Self closing, 42" sliding door in a 48" panel (48"W frame X 80"H x 42"W Door)		SW-DS42W	SW-DS42C	SW-CORE-DS42	
	54" Wide	Sliding	Self closing, 54" sliding door in a 60" panel (60"W frame X 80"H x 54"W Door)		SW-DS54W	SW-DS54C	SW-CORE-DS54	
	68" Wide	Double-Hinged	In a 72"frame, a 44" Primary & 24" Secondary hinged doors, swing in or out (72" W frame x 80H x 68" W Doors)		SW-DD68W	SW-DD68C	SW-CORE-DD68	
	Extension 54" Wide	6" - 3' Extension	3' Extension (54" W X 36" H)		SW-DS54W-X3	SW-DS54C-X3	SW-CORE-DS54-X3	
	Extension 68" Wide	6" - 3' Extension	3' Extension (68" W X 36" H)		SW-DD68W-X3	SW-DD68C-X3	SW-CORE-DD68-X3	
PANEL CORNERS					MIN / MAX HEIGHT		PART NUMBER	
	Corner, Fixed 90° Inside					84"/123"		SW-CFI
	Corner, Hinged Universal					84"/123"		SW-CHU
	T-Connection Outward					84"/123"		SW-TO
	T-Connection Inward					84"/123"		SW-TI
	Corner, Fixed 90° Inside Extension					6" - 36"		SW-CFI-X3
	Corner, Hinged Universal Extension					6" - 36"		SW-CHU-X3
	T-Connection Outward Extension					6" - 36"		SW-TO-X3
	T-Connection Inward Extension					6" - 36"		SW-TI-X3

HARDWARE AND CONNECTORS	PART NUMBER
Shield Drop-in Panel Connectors, 10/PK	SW-HWDC10
Shield Panel Clamp, 10pk.	SW-HWPC10
Shield Ceiling Clamp, 10pk.	SW-HWCG10
Shield Ceiling Clamp Slim, 10pk.	SW-HWCG10S
Hardware Floor Bracket, 10/pk	SW-HWFB10
Ceiling Bracket for Drywall, 10/pk	SW-HWCD10

WALL SEALS & ADAPTERS	PART NUMBER
Wall Seal Extension Kit - LH & RH Extends up to 3.5"	SW-WSA
Wall Seal Kit, Extended - For Drywall	SW-WSED
Wall Seal 3" Extended, Metal with Foam - L & R	SW-WSE3
Adapter - Connect SHIELD WALL™ Panels to Other System Panels	SW-ADP1
Adapter - Connect SHIELD WALL™ Panels to Other System Panels	SW-ADP2

OTHER ACCESSORIES	PART NUMBER
Locking Door Lever with Keypad + Closer + Hardware	SW-HDWRDP
Standard Lever Door Handle with Hardware	SW-HDWRD
Window Kit Standard 24" (ONLY FOR CLASSIC & CLEAR)	SW-WK
Window Kit Large 36" (ONLY FOR CLASSIC & CLEAR)	SW-WKL
Shield Transport Cart Heavy Duty	SW-CART
Shield Transport Cart Light Duty	SW-CARTLD
Pressure Monitor Universal Hanger	SW-HWPMUK
Closed Cell Gasket, 8ft length	TAPE46
Free-standing Support Post	SW-FSP
Corner Brace	SW-HWCB
Door Handle Crash Bar Kit	SW-DHCBK
Ceiling Strut	SW-HWCS
2x4 Joist Hanger Brackets	SW-HWJH

EXHAUST PORTS	COLLAR SIZE	DIMENSIONS	PART NUMBER
8" Exhaust Plate	8"	15"W x 15"T x 3"D	SW-EX08
10" Exhaust Plate	10"	15"W x 15"T x 3"D	SW-EX10
12" Exhaust Plate	12"	15"W x 15"T x 3"D	SW-EX12
14" Exhaust Plate	14"	15"W x 15"T x 3"D	SW-EX14

EXHAUST PORT KITS	DIMENSIONS	PART NUMBER
Exhaust Kit, 2 Frames with Security Plate and Plastic Knob	16.5"W x 16.5"T x 2"D	SW-EXK
Exhaust / Intake Plate with Diffuser and 2" Pleated Filter	20"W x 20"T x 3"D	SW-EXD



CONTAINMENT PRODUCTS

for CDC & ICRA Guideline Compliance



AG8000PAS-RPM WITH TOP EXTENSION
AG8000-EXT24 [NOT INCLUDED]

AIRE GUARDIAN® 8000

Mobile Containment Cart

- Tough hard sided cart effectively contains dust particles during ceiling access work
- Height adjusts with a power drill or hand crank for single-handed header extension and retraction to ceiling heights just over 10'
- Collapsed 77.5" fully extended 122", fully extended with extension 146"
- 16', 3-section fiberglass extension ladder included
- Recessed floor pockets and built-in ladder bracket accept and secure ladder in place
- Cart features easy to clean anodized aluminum frame with clear polycarbonate walls and has a 900 pound load rating
- Cart exhaust port is designed specifically for the Abatement Technologies PAS750 model air scrubber (optional) and provides HEPA efficient negative air containment for ICRA compliance
- Optional equipment includes: PAS750 portable air scrubber; AG-CADDY cart and RPM-RT1 differential room pressure monitor
- AG8000-PAS (Includes PAS750 Portable Air Scrubber)
- AG8000PAS-RPM (Includes PAS750 Portable Air Scrubber and RPM-RT1 pressure monitor)
- Maximum working ceiling height 10'2" (with AG8000-EXT24 12'2") and increases the surface workspace within the confines of the top by an additional 5' sq.ft
- Wider and Taller coverage with the optional AG8000 Extension



OUR UNIQUE RIGID UPPER STRUCTURE SUPPORTS THE LADDER AT THE CEILING HEIGHT PROVIDING UNMATCHED REACH AND LADDER SAFETY WHILE WORKING ABOVE THE DROP CEILING.



CONTAINMENT PRODUCTS

for CDC & ICRA Guideline Compliance

AIRE GUARDIAN® 5000

Mobile Containment Cart



AIRE GUARDIAN® 3000

Mobile Containment Cart



FEATURES & BENEFITS

- **Kit - AG5000KIT:** Cart, Portable Air Scrubber, Caddy Cart, Filters, 2 Clamps, and 2' of 10" dia. Flex Ducting
- Collapsible to 20" in height
- Fits in standard truck bed
- Easy on-site two-person assembly
- Height adjustable from 80" to 124"
- Fully extended footprint dimensions: 32"W x 66.5"L x 124"H
- Ideal for meeting ICRA compliance while performing projects requiring ceiling access
- Perfect for wall & ceiling access projects (side access adapter required)
- Top closes and seals for full particle containment
- Easy-to-clean anodized aluminum frame & walls with clear polycarbonate windows
- Clear pouch for work orders and documents
- Pass-through opening with a removable cover in the top enclosure
- Portable air scrubber port for negative air operation
- Add differential pressure monitor RPM-RT1 (purchased separately)
- Accommodates up to 900 pounds of evenly distributed weight
- Maximum usable ceiling height: 10' (3m)
- Accepts any 8-foot A-Frame step ladder (not included)

FEATURES & BENEFITS

- **Kit - ICMOBVC:** Cart, Portable Air Scrubber, HEPA Vacuum & Filters
- One person assembly and deployment
- Precise height adjustment up to 10'
- Large, clear plastic windows on all 4 sides, for visibility
- Large zippered entry/exit doors on 3 sides
- Zippered top, for full access above drop-ceilings
- Portable air scrubber and HEPA vacuum ports
- CA Fire Marshall, CDC, AIA, NFPA, and CSA compliant
- Perfect for wall & ceiling access projects
- Footprint Dimensions: 30" x 60"
- Maximum Usable Ceiling Height: 10'
- Collapsed Height on Cart: 72.5"
- Accommodates up to 900 pounds of evenly distributed weight
- Pass-through opening with a removable cover
- Clear pouch for work orders and documents
- Double thickness floor for added strength & durability
- Zippered openings on 2 sides for wall cavity access



ENVIRONMENTAL MONITORS

Pressure Monitors and Particle Counters



PART NO: RPM-RT1 OR RPM-RT2

WALL-MOUNTED DIFFERENTIAL PRESSURE MONITOR

- RPM-RT1 monitors one room relative to a reference area
- RPM-RT2 monitors two rooms relative to a reference area
- Optional remote sensor measures temperature and relative humidity (PN: RPM-RTSENSOR)
- Color coded screen background designates alarm status
- Audio alarm delay and timed shut off features
- Differential pressure measurement in the ranges of -0.10inWC (-25 Pa) to +0.10inWC (+25 Pa)
- View readings history onscreen or upload to a PC via a USB stick
- BACNET and N2 network capability
- Dual level password protection for operators and administrators

RPM-RT1K Kit includes: 1 ea pressure monitor, 1 ea 25' of clear tubing, 1 ea temperature/rh sensor and 1 ea 25' Ethernet cable

RPM-RT2K Kit includes: 1 ea pressure monitor, 2 ea 25' of clear tubing, 2 ea temperature/rh sensors and 2 ea 25' Ethernet cables

RPM-RT1T - Kit includes: 1 ea Pressure Monitor and 1 ea 25' of Clear Tubing 1/8" ID x 1/4" OD

RPM-RT2T - Kit includes: 1 ea Pressure Monitor and 1 ea 25' of Clear Tubing 1/8" ID x 1/4" OD



PART NO: PPM3-S / PPM4



PART NO: SW-HWPMUK

PORTABLE DIFFERENTIAL PRESSURE MONITOR

- Color touch screen display
- Built-in visual and audible alarm system with audio alarm override
- Differential pressure measurement in the ranges of -0.10inWC (-25 Pa) to +0.10inWC (+25 Pa)
- Reading accuracy of $\pm 3\%$
- Operating temperature range of 41°F (5°C) to 131°F (55°C)
- Optional wall mounting bracket (RPM-HANG) for security / theft protection
- Universal Mounting Bracket for SHIELD WALL™ (SW-HWPMUK)
- The PPM4 has an optional feature to connect to WiFi for device viewing and can be set up to notify multiple phone numbers or email addresses when in an alarm state.
- The new AT-CONNECT app is available for cellular connectivity of the PPM4 via an optional LTE Radio Expansion Module.



PART NO: VPC300

VIDEO PARTICLE COUNTER WITH BUILT-IN CAMERA

- Simultaneously measure and display 6 channels of particle sizes (down to 0.3 μm), Air Temperature, Humidity, Dew Point and Wet Bulb
- 2.8" TFT Color LCD display
- Built-in 320x240-pixel camera takes videos (3GP) and photo images (JPEG) and records them in internal 74MB memory
- Store 5000 records (date, time, counts, humidity, temperature, sample volumes, and location label) and 20 minutes of video
- Selectable sample time, count data, and programmable delay
- Max, Min, DIF, AVG record, Date/time setup controls
- Language selection: English, French, German, Spanish
- Meter is NIST calibrated
- Tripod mount for continuous recording
- Mini-USB port connection
- microSD card slot in battery compartment (memory card not included; max size 8GB)
- Complete with NIST-traceable calibration certificate, Universal AC Adapter/Charger with multiple plugs, USB cable, PC software, tripod, filter, 7.4V NiMH battery and hard case



PORTABLE HEPA VACUUMS & COMMERCIAL DRYING EQUIPMENT

HEPA VACUUMS

WET DRY VACUUM



PART NO: V8000WD

- Exceptional performance: 135 CFM and 92" static lift
- Portable, compact and lightweight design: 22 pounds
- Durable polyethylene cabinet
- 1.6 HP motor
- True 99.97%+ efficiency HEPA filter
- 8 GAL tank capacity
- 22' power cord
- Filters/Bags:
 - V8040-5 Fleece Filter Bag, 5 / pk
 - V8042 - HEPA Filter, DRY USE ONLY, 1 / ea
 - V8042-W - HEPA Filter, Wet/Dry Use, 1 / ea

SUMP PUMP VACUUM



PART NO: MP3000

- High capacity extraction: Up to 3,600 GAL of liquid per hour (60 gpm)
- Powerful: Discharges removed water up to 23' vertically or 300' horizontally
- 3 operating modes:
 - 1) Combination pump & wet/dry vacuum mode: Pumps out standing water, separates solids from the liquid and discharges filtered water
 - 2) Pump only mode: Pumps out standing water and discharges unfiltered water
 - 3) Wet/dry vacuum only mode: Captures solids and liquids
- 19 Gal tank capacity and a 25' power cord

CANISTER STYLE DRY HEPA VAC



PART NO: V930

- Exceptional performance: 74 CFM and 92" static lift
- Portable, compact and lightweight design: 16.5 pounds
- Sturdy chrome-plated steel container
- True 99.97%+ efficiency HEPA filter
- 4 GAL tank capacity
- 32' power cord
- Filters/Bags:
 - V93040 - Replacement Bags, 10/pk
 - V930-10 - HEPA Filter, 1/ea

BACKPACK HEPA VAC



PART NO: V10

- Lightweight, ergonomic design to reduce fatigue
- Powerful: 99 CFM airflow and 96" static lift
- Upstream HEPA filter rated 99.99% @ 0.3 microns
- 50' power cord
- Filters/Bags:
 - V1471097500 - Dust Bag, 5 / pk
 - V1471104500 - HEPA Filter, 1 / ea

AIR MOVERS

RAM LOW PROFILE AIR MOVERS



PART NO: RAM1000LP

- 2 Speed settings: High (1000CFM) and Low (700 CFM)
- Can be placed in 4 drying positions
- Onboard GFCI protects against electrical shock in damp or wet applications
- Designed to stack for easy storage
- Easy-clean, removable front grill and polyethylene housing
- Conforms to UL 507 and CSA 22.2 No. 113 standards
- Hour meter, and a resettable circuit breaker
- Weighs 20.3 pounds
- Less than 2 amps on high

RAM CENTRIFUGAL AIR MOVERS



PART NO: RAM1000DBL

- High velocity: 2,850 FPM @ high speed
- Air volume: 1,125 CFM @ high speed
- 2.2 amps (low speed) / 2.8 amps (high speed)
- Perfect weight balance: Weighs only 25 pounds
- 3 operating positions: Horizontal, 45 degrees and vertical

DEHUMIDIFIERS

AQUATRAP® LGR DEHUMIDIFIER



PART NO: AT150C

- Get instant, real time readings with built-in WiFi and the AT Dry App
- Units may be stacked up to two high for space saving storage
- Water removal @ AHAM (80° F/60% RH) 85 Pints / 40L per day
- Folding handle is easily moved out of the way
- "No tools" filter changes

AQUATRAP® LGR DEHUMIDIFIER



PART NO: AT200C

- Get instant, real time readings with built-in WiFi and the AT Dry App
- Stackable for space saving storage
- Water removal @ AHAM (80° F/60% RH) 110 Pints / 52L per day
- Folding handle is easily moved out of the way
- "No tools" filter changes

CONSUMABLES AND PPE

PERSONAL PROTECTIVE EQUIPMENT

CONTAINMENT PRODUCTS

DISPOSABLE COVERALLS & SHOE COVERS

DC-CN414-L	Micromax NS non-breathable coveralls with hood, elastic wrist and attached booties, L, 25/pk, case of 25
DC-CN414-XL	Micromax NS non-breathable coveralls with hood, elastic wrist and attached booties, XL, 25/pk, case of 25
DC-CN414-2X	Micromax NS non-breathable coveralls with hood, elastic wrist and attached booties, 2X, 25/pk, case of 25
DC-CN414-3X	Micromax NS non-breathable coveralls with hood, elastic wrist and attached booties, 3X, 25/pk, case of 25
DC-CN414-4X	Micromax NS non-breathable coveralls with hood, elastic wrist and attached booties, 4X, 25/pk, case of 25
DC3000-L-20	Hooded disposable breathable coverall, elastic at wrist, ankle and hood. Non-booted polypropylene, L, 20/pk, case of 20
DC3000-XL-20	Hooded disposable breathable coverall, elastic at wrist, ankle and hood. Non-booted polypropylene, XL, 20/pk, case of 20
DC3000-2X-20	Hooded disposable breathable coverall, elastic at wrist, ankle and hood. Non-booted polypropylene, 2X, 20/pk, case of 20
DC3000-3X-20	Hooded disposable breathable coverall, elastic at wrist, ankle and hood. Non-booted polypropylene, 3X, 20/pk, case of 20
DC3000-3X-20	Hooded disposable breathable coverall, elastic at wrist, ankle and hood. Non-booted polypropylene, 3X, 20/pk, case of 20
DC3000-4X-20	Hooded disposable breathable coverall, elastic at wrist, ankle and hood. Non-booted polypropylene, 4X, 20/pk, case of 20
DC550XL	Polypropylene shoe covers, XL, box of 300 each, case of 300
DC5502X	Polypropylene shoe covers, XL, box of 300 each, case of 300

REUSABLE DOORS

AG-DG100	Door guard-REUSABLE doorway containment barrier, 1/each
HCMDK	ZipWall® magnetic door kit: contains one flame retardent door panel, four 3' 8" and two 2' 1" magnetic strips, one header bar with clips for 10', 12', and 20' ZipWall® spring loaded poles, and a carry bag. Poles not included Door panel dimensions: 7' 2" x 4' 7"
HCZDC	ZipWall® ZDC - ZipDoor™ kit for commercial doors up to 4' x 8' made out of 4mil fire retardent poly with (2) pre-installed zippers; includes ZipWall® double sided tape.

CONSUMABLES AND PPE

TOOLS & ACCESSORIES

DUST BARRIER, TAPE & SPRAY ADHESIVE

COROPLAST	4mm 48" x 96" white FR corrugated plastic sheet, passes ASTM E-84-18A. Sold in packs of 25 (LTL)
HCNC1001	ICRA-compliant, flame-retardant, 6-mil poly sheeting with bold blue imprinted text, 12' x 100', 1 roll/each
HCNC1001-PL	Private label- custom 1 color, 30/pallet
DS-8500W	White tarp 5-mil, 12' x 100', 1 roll/each
HC-FRTAPE	Fire rated tape, white printed, 60 YD X 2", 1 roll/each, 12/cs
P-500	14 Day UV Blue Painters Tape, 60 YD X 2", 24/cs
P-505	Red stucco tape, 2" x 60YD, 24/cs
HC-YWTAPE	Yellow vinyl tape, 2.75" x 36YD, 25/cs
DT244-2	Abatement duct tape, 48mm x 55m (~2" x 60yd) 10mil, 24/cs, teal, 24/cs
DT-VT-FR-2	Flame retardant PE film tape with pinked edge, 48mm x 55m (~2" x 60yd), white, 24/case
DT-VT-FR-3	Flame retardant PE film tape with pinked edge, 72mm x 55m (~3" x 60yd), white, 16/case
AS398	Multi-purpose spray adhesive, 17 oz can, 12/cs
AS357	Nashua spray adhesive, 20 oz can, 12/cs
HCSLP4	Basic ZipWall® kit: consists of 4 each HCKT12 poles, 4 each HCGD2 grip discs, 2 each HCAZ12 zippers, 1 each HCCB1 carry bag
HCZP4	ZipWall® economy pole kit w/ bag
HCKT12	ZipWall® 12' poles with 2 each grip disks, 2/cs
HCKT12-6	ZipWall® 12' poles with 2 each grip disks, 6 pack, case of 6
HCKT20	ZipWall® poles, 20' long, 2/cs. Kit contains (2) 20' spring loaded poles, (2) heads, (2) plates, (2) tethers, and (2) Grip Disks™. Poles have adjustable height range of 5'2" to 20'
HCFR2	ZipWall® foam rails with t-clips, 2 pack
HCHDAZ2	ZipWall® 7' heavy duty adhesive zipper, 2/cs, red
HCHDAZ12	ZipWall® 7' heavy duty adhesive zippers, 12/cs, red
HCTPH1	ZipWall® tether, plate & head
HCGD2	ZipWall® grip disk, 2/pk
HCSC2	ZipWall® side clamp, 2/pk
HCCB1	ZipWall® carry bag
PHC102	Poly grabber hanging clip, 100/pkg
PHC-3B	Poly hanger clip #3, blue, 100/cs

FLOOR PROTECTION

P-CM340CLR	24" x 200' Clear
P-CM435	36" x 500' Tinted carpet mask
P-CVR1036100	36" x 100' Floormask, fire rated, anti-static, 10 mil, blue
P-FM625CLR	Floor mask, 24" x 200' roll, green tint
P-CMBLDLS38100	Builder board-hard surface floor cover 38 x 100', 45-mil roll
P-CM591	Carpet mask applicator, expandable, fits 24"- 36" rolls

GRILL MASKS

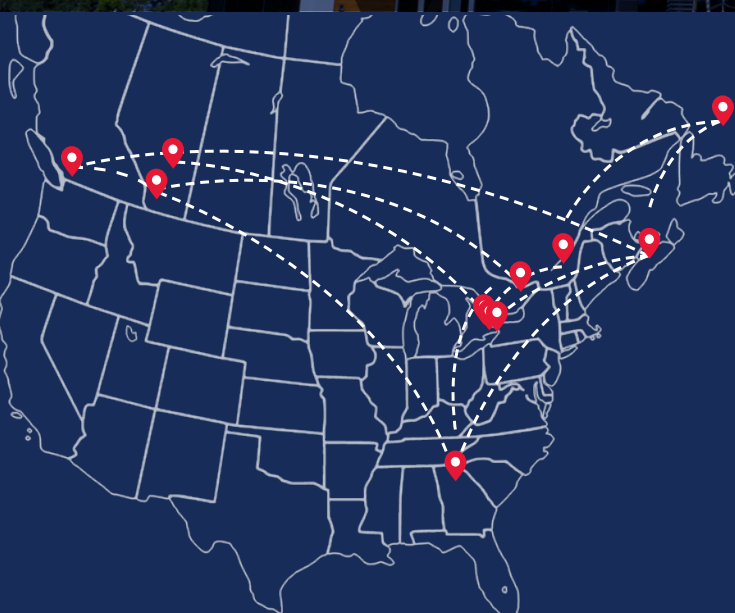
K1-GM-13	13" Wide X 185' long roll, blue, 3 per case
K1-GM-8	8" Wide X 185' long roll, blue, 6 per case
K1-GM-DS-8	8" Dispenser
K1-GM-DS13	13" Dispenser

STICKY MATS

SM2436PK	Blue sticky mats, 24" x 36", ten 30-sheet pads (300 sheets total)
P-SM377	Frame only, 24" x 36"
P-SM105	18" X 36" Case of 4 pads of 30 mats (120 mats total), white
P-SM400	36" X 36" Case of 4 pads of 30 mats (120 mats total), white
P-SM409	36" X 45" Case of 4 pads of 30 mats (120 mats total), blue



For more than 40 years companies around the world have relied on Abatement Technologies for HEPA filtration systems and other indoor air quality products with industry-leading quality, performance and reliability.



MAIN OFFICES

USA

605 Satellite Blvd. Suite 300
Suwanee, GA 30024
US 800-634-9091
Intl. +01-678-889-4200
iaqinfo@abatement.com

CANADA

1481 Harber Court
Fort Erie, ON L2A 0G3
CAN. 800-827-6443
Intl. +01-905-871-4720
iaqinfo@abatement.ca

ABOUT ABATEMENT TECHNOLOGIES®

Infection control and reducing hospital acquired infections (HAI's) have become a central concern in healthcare facilities. Abatement Technologies® specializes in assisting with patient isolation and infection control requirements to help ensure the safety of patients and staff. Our highly trained and experienced representatives can assist you in making the best product selections customized for the needs of your application.

TECHNOLOGICALLY ADVANCED INDOOR AIR QUALITY (IAQ) PRODUCTS

Abatement Technologies® is a worldwide leader in the design and manufacture of powerful air abatement products that remove harmful particulates, bioaerosols, and volatile organic compounds. Since our founding in 1985, tens of thousands of environmental abatement and HVAC contractors, commercial building owners, facility managers, and hospital infection control specialists have selected Abatement Technologies® products to "clean the air" in millions of buildings. These professionals recognize that our products lead the way in design, performance, quality, and reliability.

COMPREHENSIVE PRODUCT SOLUTIONS FOR IAQ PROBLEMS

Our experienced and professional staff is dedicated to providing exceptional customer service and technical support. Knowledgeable sales consultants can help you select the right system for your specific application.

1.800.634.9091

WWW.ABATEMENT.COM

IAQINFO@ABATEMENT.COM

ABATEMENT TECHNOLOGIES: LEADERS IN CLEAN AIR

HEALTHCARE CONSTRUCTION & FACILITY MAINTENANCE

Compliance with Standards and Guidelines

For the past 20 years, Abatement Technologies has provided health care facilities with the technology they need to comply with current infection-control standards and practices in an effective and economical manner. These include guidelines developed by the Centers for Disease Control and Prevention (CDC), Health Canada, the Canadian Standards Association (CSA), the American Institute of Architects (AIA), Department of Homeland Security HRSA Critical Benchmark 2.2, and Joint Commission requirements.

© 2025, Abatement Technologies, Inc. All Rights Reserved. No reproduction of any portion of this advertisement is permitted without the express written permission of Abatement Technologies, Inc. All illustrations and specifications contained in this advertisement are based on the latest product information available at the time of printing. Abatement Technologies reserves the right to (1) make changes at any time, without notice, to product designs, specifications, materials and colors. (2) to introduce new models to the marketplace and, (3) discontinue products as it sees fit. HC CONSTRUCTION CATALOG 04/25