



AIRE-SWEEP® COMPRESSORS FOR DUCT CLEANING

DUCT-PRO® BY ABATEMENT TECHNOLOGIES®

Abatement Technologies® heavy-duty DUCT-PRO® AIRE-SWEEP® Portable Air Compressors deliver the compressed air pressure and force needed to power our exclusive line of DUCT-PRO® compressed air driven tools, agitation devices and brush systems that efficiently loosen caked-on dirt and debris inside ductwork. All 3 models come with the industry's most comprehensive warranty, including technical support and a network of authorized local service centers across the country.

WHY USE AN AIR COMPRESSOR?

Duct Cleaners use air compressors to loosen dirt and contaminants in the HVAC system as part of the source removal duct cleaning process. Agitation is the use of compressed air and mechanical agitation tools to "Aire-Sweep" or loosen hard to reach or stuck on debris.

Our exclusive line of portable air compressors gives duct cleaning professionals the advantage with multi stage, dual compressed air, and exceptional PSI and CFM for the best performance.




C17-185GH Honda Gas Air Compressor
Electric and Kohler gas models available

ALL PORTABLE AIR COMPRESSOR MODELS FEATURE:

- ▶ Industrial grade, reliable engines start easily and run smoothly for years of trouble-free operation
- ▶ A solid cast iron pump produces the high volume and pressure needed for special duct cleaning tools
- ▶ Pump has double stage compression for higher PSI, gives agitation tools high function
- ▶ Units are "constant run"; no waiting for the compressor to fill countless times during the job, as other competitors' units require
- ▶ Easy access oil drain
- ▶ Two-piece, 11-gauge steel belt guard to protect the flywheel
- ▶ Permanently mounted bracket for an optional detachable hose reel
- ▶ Front lifting handle facilitates lifting into a transport vehicle
- ▶ In-line filter to protect against moisture and particulate bypass into the ductwork
- ▶ Quick connect fittings for fast connection of airline hose

JOB READY COMPRESSOR KIT -BEST VALUE-



Your choice of compressor



C307-12



C310K



C335K




C250-50

All DUCT-PRO® AIRE-SWEEP® Portable Air Compressors are available as "Job Ready" kits, including:

- ▶ 12" Aire-Booster Gun with quick-connect fitting (C307-12)
- ▶ Forward DUCT-PRO® AIRE-SWEEP® assembly (C310K)
- ▶ Reverse DUCT-PRO® AIRE-SWEEP® assembly (C335K)
- ▶ Three each, 50' non-marking, 250 PSI PVC air line hoses with quick-connect fitting (C250-50)

AIRE-SWEEP® COMPRESSORS FOR DUCT CLEANING


DUCT-PRO® BY ABATEMENT TECHNOLOGIES®



C17-185GH Honda Gas Air Compressor


The DUCT-PRO® AIRE-SWEEP® C17GH Portable Air Compressor is powered by a 9 HP, industrial-grade Honda OHV gas engine. The unit produces an outstanding airflow rate of 17.5 CFM at a rated pressure of 185 PSI.

*The C17-185GH can no longer be sold in California due to CARB certification.



C17-185GK Kohler Gas Air Compressor

The DUCT-PRO® AIRE-SWEEP® C17GK Portable Air Compressor is powered by a 9.5 HP, industrial-grade Kohler OHC gas engine. The unit produces an outstanding airflow rate of 17.5 CFM at a rated pressure of 185 PSI.



C17-E Electric Air Compressor

The DUCT-PRO® AIRE-SWEEP® C17-185E Portable Air Compressor is powered by a 5 HP, 230 volt / 30 amp electric motor, designed for indoor use when a gas engine is impractical. The unit produces an outstanding airflow rate of 17.5 CFM at a rated pressure of 185 PSI.

*Export unit available, C17-185ETF, 230v 50 / 60 Hz. Plug-less

MODEL SPECIFICATIONS

	C17-185GH	C17-185GK	C17-E
Air Output	17.5 CFM @185 PSI	17.5 CFM @ 185 PSI	17.5 CFM @ 185 PSI
Pump	2- Stage, 2 Cylinder, Cast Iron Components	2- Stage, 2 Cylinder, Cast Iron Components	2- Stage, 2 Cylinder, Cast Iron Components
Engine	Honda 9 HP Industrial Grade	Kohler OHC 9.5 HP Industrial Grade	N/A
Warranty	2 year	2 year	1 year
Motor	N/A	N/A	Electric 5 HP Industrial Grade, 230 V / 60 Hz / 30 A
Air Tanks	8 Gallon High Pressure	8 Gallon High Pressure	8 Gallon High Pressure
Tires	Flat Free (2)	Flat Free (2)	Flat Free (2)
Dimensions (L x W x H)	44" x 26.5" x 33.25"	44" x 26.5" x 33.25"	44" x 26" x 31"
Net Weight	257 lbs	257 lbs	257 lbs
Shipping Weight	327 lbs	327 lbs	327 lbs

CONTACT US FOR MORE INFORMATION

DUCT-PRO®
BY ABATEMENT TECHNOLOGIES®

USA
1-800-634-9091
ABATEMENT.COM
IAQINFO@ABATEMENT.COM

CANADA
1-800-827-6443
ABATEMENT.CA
IAQINFO@ABATEMENT.CA

